



burtonsafes.co.uk



INSTRUCTIONS
KEY LOCKING

Version 1 - P1 - 14/11/2022

INSTRUCTIONS
KEY LOCKING

ABOUT THE KEY LOCK

The safes are supplied with 2 keys. Keep the keys in a secure place - but not in the safe! If both keys are lost, the safe will have to be forced open.

Please note that the key will only fit inside the lock in one position. Do not force the key into the lock.

How to open the safe

- Insert the key into the key hole
- Turn the key clockwise until it stops
- Rotate the handle until the bolts are fully retracted
- Open the door

NOTE: If your safe has dual key locking you must unlock the top lock first. If you have a dual key and electronic locking safe, unlock the key lock first then follow the Burton Duo instructions in the booklet for the electronic lock.

How to close the safe

- Ensure that the bolts are fully retracted (if necessary rotate the handle)
- Gently push the door shut. Always ensure that there are no objects or people in the way of the closing door
- Turn the handle until the bolts are fully engaged
- Turn the key anti-clockwise until it stops
- Remove the key from the lock

Installation Guidelines for Freestanding Safes



When fixing your safe, it is important that it is fitted against a solid wall or concrete floor. Follow our guide below and for more information and guidance visit our website.


Fixing guide



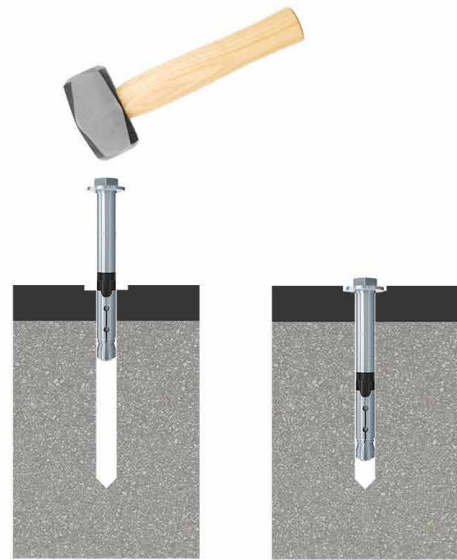
Mark a drill point using the fixing hole in the safe



Drill a hole for the bolt
18mm diameter
155mm depth



Clean out dust and debris



Line up the safe and insert the bolt. Tap the bolt in with a hammer.



Tighten the bolt with a torque wrench

SAFE FOR LONGER



5 YEAR CONSUMER WARRANTY BADGE

All our safes come with a 2 year warranty as standard. Consumers can register online to increase the warranty to 5 years where products show the 5 Year Consumer Warranty badge.



FREE REPLACEMENT IN THE EVENT OF BURGLARY BADGE

Security Safes displaying the Home series Safe For Longer free replacement badge benefit from the 5 year warranty and a free replacement in the event of burglary.



FREE REPLACEMENT IN THE EVENT OF BURGLARY OR FIRE BADGE

Fire and security safes displaying the Home Series Safe For Longer badge benefit from the 5 year warranty and a free replacement in the event of burglary or a fire.

Please register online to qualify for the additional warranty at:
www.burtonsafes.co.uk

Version 1 - P3 - 14/11/2022

Terms and conditions apply



www.burtonsafes.co.uk

Products

Home Safes

High Security Safes

Fire Safes

Key Safes

Gun Cabinets & Safes

Luxury & Design Safes

Garage & Door Security

Security Doors

Panic Rooms

**Secure Your Valuables
with a Burton Safe**

 **BURTON
SECURITY**



**BURTON
SAFES**



**ATM
SAFE**



**SAFE &
VAULT**


THE SURE DEFENCE

www.burtonsafes.co.uk

+44 (0) 1484 663388

enquiries@burtonsecurity.com

Brockholes Business Park,
Rock Mill Road, Holmfirth, HD9 7BN



Version 1 - P4 - 14/11/2022